




YOUR RELIABLE PARTNER FOR SOLAR ENERGY SINCE 1992








PEARL | A POWER-PACKED SOLAR SOLUTION

DESIGNED TO DELIVER MAXIMUM POWER OUTPUT



BENEFITS

-  **LOW LCOE, FASTER PAYBACK PERIOD**
-  **BEST IN CLASS EFFICIENCY UPTO 21.5%**
-  **MULTI-BUS BAR TECHNOLOGY FOR BETTER CURRENT COLLECTION**
-  **LOWEST GUARANTEED FIRST YEAR AND ANNUAL DEGRADATION**
-  **WELL-COMPOSED COMPONENTS STRESS TO REDUCE MICRO CRACKS**

EMMVEE IS INDIA'S FIRST INTEGRATED SOLAR SOLUTIONS COMPANY, WITH 30 YEARS OF EXPERTISE IN DEVISING HIGHLY INNOVATIVE AND EFFICIENT SOLAR POWER SOLUTIONS, FROM SOLAR WATER HEATING SYSTEMS TO PHOTOVOLTAIC MODULES AND SOLAR WATER PUMPS.

Since our inception in 1992, we have dedicated ourselves to developing smart and innovative solar energy solutions using cutting edge technology. As always, our promise is to maintain enviable standards of excellent quality, timely delivery and reliable support to our customers as they explore and adopt environmentally friendly solar power solutions.

Today, we are proud of our robust presence in some of the most pioneering green energy projects across India and Europe. Our path-breaking photovoltaic modules have provided valuable and sustainable alternative power solutions in the field for over 15 years, and we continue to innovate with our new range of higher WP modules that combine exceptional quality and unbeatable efficiency.

Our goal is simple: to provide clean and reliable energy that saves our natural resources and reduces our carbon footprint, while ensuring that our diverse range of domestic and commercial solar power-related products and services always keep the needs of our customers at the forefront.

FEATURES



AR COATED HIGH TRANSMISSION GLASS



MC4 COMPATIBLE CONNECTORS



PID RESISTANCE



ANODISED ALUMINIUM FRAME



MECHANICAL LOAD OF 5400 Pa

Brinder Gandhi
+91 98991 00207

Dhirendra Kumar Singh
+91 76780 36677

Swapnil Bhone
+91 76780 99686



TECHNICAL SPECIFICATION

144 CUT CELL MONO-FACIAL MODULE

Electrical data at 1000W/m², 25°C and A.M1.5 (STC in accordance with IEC 60904-3)

MODEL NAME	E530HCMW144	E535HCMW144	E540HCMW144	E545HCMW144
RATED POWER AT STC	530	535	540	545
POWER TOLERANCE	+5W	+5W	+5W	+5W
MODULE EFFICIENCY AT STC	20.52%	20.71%	20.90%	21.10%
OPEN CIRCUIT VOLTAGE - VOC(VOLTS) (±10%)	49.2	49.35	49.5	49.75
SHORT CIRCUIT CURRENT - ISC (AMPS) (±10%)	13.56	13.59	13.62	13.88
MAX POWER VOLTAGE - VPM (VOLTS)	41.1	41.32	41.54	41.61
MAX POWER CURRENT - IPM (AMPS)	12.9	12.95	13	13.1

AT LOW IRRADIANCE (200W/M², 25°C AND AM1.5) THE MODULE YIELDS AT LEAST 95% OF THE STC EFFICIENCY.

Thermal data

TEMP. COEFFICIENT OPEN-CIRCUIT VOLTAGE	-0.28%/°C
TEMP. COEFFICIENT SHORT CIRCUIT CURRENT	0.05%/°C
TEMP. COEFFICIENT RATED POWER	-0.35%/°C
NOCT (NORMAL OPERATING CELL TEMPERATURE)	45°C ± 2°C

Mechanical data

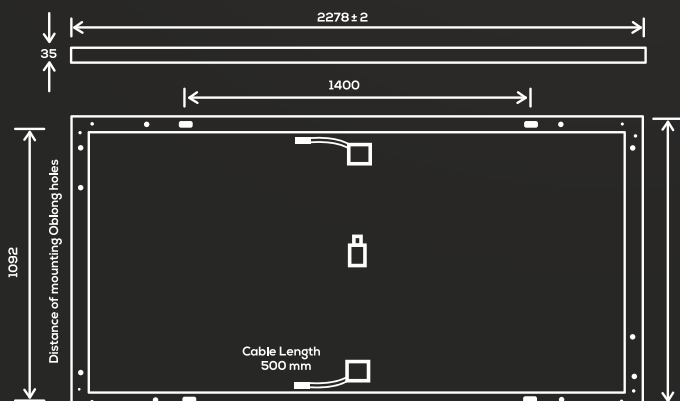
NUMBER OF CELLS AND CELL TYPE	144 MONOFACIAL SOLAR CELLS (182 mm X 91 mm)
DIMENSIONS (L X W X H)	2278 mm X 1134 mm X 35 mm
WEIGHT	26 Kg
FRONT GLASS	3.2 mm HIGH TRANSMISSION, SOLAR GLASS
EMBEDDING	EVA
BACK SHEET	COMPOSITE FILM, WHITE
JUNCTION BOX	3 SPLIT JUNCTION BOX IP68
NUMBER OF BYPASS DIODES	3
CABLES	4 mm ² SOLAR CABLES, LENGTH 500 ± 10mm
CONNECTORS	MC4 COMPATIBLE

Permissible operating conditions

OPERATING TEMPERATURE RANGE	-40°C TO 60°C
MAX.SYSTEM VOLTAGE	1500V DC
MAXIMUM SNOW LOAD CAPACITY	5400PA
RESISTANCE AGAINST HAIL	MAX Ø24 MM WITH IMPACT SPEED OF 83KM/H
PROTECTION CLASS AGAINST ELECTRICAL SHOCK	II
MAXIMUM REVERSE CURRENT	25 A

Warranty

PRODUCT WARRANTY	12 YEARS
PERFORMANCE WARRANTY	25 YEARS
ANNUAL DEGRADATION	1ST YEAR DEGRADATION, 2%, FROM 2ND YEAR 0.55% ANNUAL DEGRADATION AND 84.80% AT THE END OF 25 YEARS.



TECHNICAL SPECIFICATION

120 CUT CELL MONO-FACIAL MODULE

Electrical data at 1000W/m², 25°C and A.M1.5(STC in accordance with IEC 60904-3)

MODEL NAME	E440HCMW120	E445HCMW120	E450HCMW120
RATED POWER AT STC	440	445	450
POWER TOLERANCE	+5W	+5W	+5W
MODULE EFFICIENCY AT STC	20.28%	20.51%	20.74%
OPEN CIRCUIT VOLTAGE - VOC(VOLTS) (±10%)	41.44	41.46	41.56
SHORT CIRCUIT CURRENT - ISC (AMPS) (±10%)	13.55	13.75	13.81
MAX POWER VOLTAGE - VPM (VOLTS)	34.21	34.28	34.31
MAX POWER CURRENT - IPM (AMPS)	12.87	12.99	13.12
AT LOW IRRADIANCE (200W/M ² , 25°C AND AM1.5) THE MODULE YIELDS AT LEAST 95% OF THE STC EFFICIENCY.			

Thermal data

TEMP. COEFFICIENT OPEN-CIRCUIT VOLTAGE	-0.28%/°C
TEMP. COEFFICIENT SHORT CIRCUIT CURRENT	0.05%/°C
TEMP. COEFFICIENT RATED POWER	-0.35%/°C
NOCT (NORMAL OPERATING CELL TEMPERATURE)	45°C ± 2°C

Mechanical data

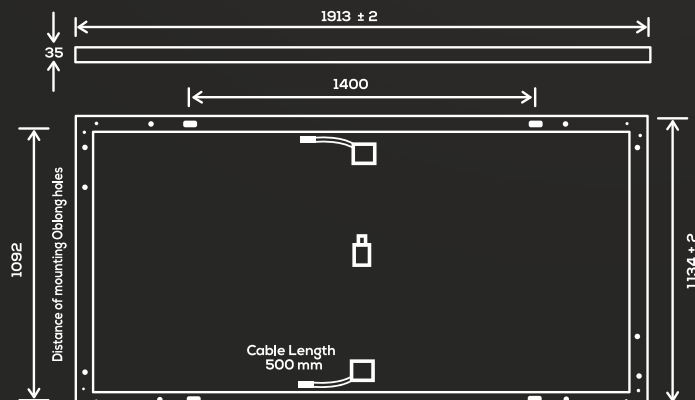
NUMBER OF CELLS AND CELL TYPE	120 MONOFACIAL SOLAR CELLS (182mm X 91mm)
DIMENSIONS: (L X W X H)	1913 mm X 1134 mm X 35 mm
WEIGHT	24 Kg
FRONT GLASS	3.2 mm HIGH TRANSMISSION, SOLAR GLASS
EMBEDDING	EVA
BACK SHEET	COMPOSITE FILM, WHITE
JUNCTION BOX	3 SPLIT JUNCTION BOX IP68
NUMBER OF BYPASS DIODES	3
CABLES	4mm ² SOLAR CABLES, LENGTH 500 ± 10mm
CONNECTORS	MC4 COMPATIBLE

Permissible operating conditions

OPERATING TEMPERATURE RANGE	-40°C TO 60°C
MAX.SYSTEM VOLTAGE	1500V DC
MAXIMUM SNOW LOAD CAPACITY	5400PA
RESISTANCE AGAINST HAIL	MAX Ø24 MM WITH IMPACT SPEED OF 83KM/H
PROTECTION CLASS AGAINST ELECTRICAL SHOCK	II
MAXIMUM REVERSE CURRENT	25 A

Warranty

PRODUCT WARRANTY	12 YEARS
PERFORMANCE WARRANTY	25 YEARS
ANNUAL DEGRADATION	1ST YEAR DEGRADATION, 2%, FROM 2ND YEAR 0.55% ANNUAL DEGRADATION AND 84.80% AT THE END OF 25 YEARS.





MONO-FACIAL MODULE

Positive power tolerance +5W

- Half Cut Cell Technology
- Best Warranty
- 10BB instead of 5BB
- Enhanced Mechanical Load
- Higher lifetime Power Yield
- Multi Busbar Technology
- Longer Life-time Power Yield
- PID Resistance
- Excellent Low-light Performance
- Higher Power Output



EMMVEE PHOTOVOLTAIC POWER PRIVATE LIMITED

Corporate Office: No. 13/1, International Airport Road, Bettahalasur Post, Bengaluru - 562 157, India

Phone: +91 80 2217 4328, +91 80 2217 4333

info@emmvee.in | www.emmvee.com

(An ISO 9001:2015, ISO 14001:2015 & OHSAS 18001:2007 Certified Company)